




Enclosure: CSL 18-26-12

File with enclosure



Handwritten: 3/27/26 Jmg 10:10 am  
CSL NO. 18-26-12

# EIGHTEENTH CHUUK STATE LEGISLATURE

## THE SENATE

WENO, CHUUK FM 96942

Musume-San Victus

[musume.victus@csl.gov.fm](mailto:musume.victus@csl.gov.fm)

Office of the Chief Clerk

691-330-4284

March 26, 2026

The Honorable Alexander R. Narruhn

Governor

Chuuk State Government

Weno, Chuuk State FM 96942

Dear Governor Narruhn:

We have the honor to transmit to you, ACT No. 18-12, entitled, "To further amend Sections 1,2, 3, 4, 6, 8 and 8A of CSL No. 18-25-06 as amended by CSL No. 18-25-09 by appropriating the sum of \$2,724,468.52 in supplemental funding from the General Fund of the State of Chuuk for the purpose of funding the internal operations of the Chuuk State Government whose funds derived from the Local Revenues for Fiscal Year ending September 30, 2026; inserting new subsections "(4)" and "(5)" in Section 1 in the total amount of \$1,454,919.52; increasing the sum of Sections 3, 4, 6 and 8 in the amount of \$813,861; increasing the sum of \$45,000 in subsection "K" and inserting new subsections "S", "T", "U", "V" and "W" as Chuuk Goodwill Games in Section 8 and in the total amount of \$1,454,919.52; inserting new subsections "G", "H", "I", "J", "K", "L", "M", "N", "O", "P", and "Q" in the total amount of \$455, 685 in Section 8A, and for other purposes, which was passed by the Eighteenth Chuuk State Legislature, First Regular Session, Third Special Session, February 2026.

Thank you.



**EIGHTEENTH CHUUK STATE LEGISLATURE**

**THE SENATE**

WENO, CHUUK FM 96942

Respectfully,

Musume-San Victus  
Chief Clerk, The Senate

Arno H. Kony  
President, The Senate

Attachment: ACT NO. 18-12  
(English & Chuukese Versions)

**EIGHTEENTH CHUUK STATE LEGISLATURE**

**FIRST REGULAR SESSION**

**THIRD SPECIAL SESSION, FEBRUARY, 2026**

**ACT NO. 18-12**

**AN ACT**

To further amend Sections 1, 2, 3, 4, 6, 8 and 8A of CSL No. 18-25-06 as amended by CSL No. 18-25-09 by appropriating the sum of \$2,724,468.52 in supplemental funding from the General Fund of the State of Chuuk for the purpose of funding the internal operations of the Chuuk State Government whose funds derived from the Local Revenues for Fiscal Year ending September 30, 2026: inserting new subsections “(4)” and “(5)” in Section 1 in the total amount of \$1,454,919.52; increasing the sum in Sections 3, 4, 6 and 8 in the amount of \$813,861; increasing the sum of \$45,000 in subsection “K” and inserting new subsections “S”, “T”, “U”, “V” and “W” as Chuuk Goodwill Games in Section 8 in the total amount of \$1,454,919.52; inserting new subsections “G”, “H”, “I”, “J”, “K”, “L”, “M”, “N”, “O”, “P” and “Q” in the total amount of \$455,685 in Section 8A, and for other purposes.

Be it enacted by the Chuuk State Legislature:

1           **Section 1. Amendment.** Section 1 of CSL No. 18-25-06 is hereby amended to read as  
 2 follows:

3           **“Section 1. Budget for the State.** There is hereby enacted a Chuuk State  
 4 Budget for the internal operation of the Executive, Legislative, and Judiciary branches  
 5 of the Chuuk State Government, State Public Auditor Office, State Boards,  
 6 Commissions, Authorities, Agencies, Bureaus and other Programs, pursuant to the  
 7 Authority vested in the Legislature by Article VIII, Section 4 of the State of Chuuk  
 8 Constitution.

9           **(a) Anticipated Revenues:** The state anticipates the following revenues as projected  
 10 and available for appropriation for the fiscal year ending September 30, 2026.

11	(1) Compact Sector Grants		
12	a) Health Sector	\$	-0-
13	b) Education	\$	-0-
14	c) Public Infrastructure	\$	-0-
15	d) Infrastructure Maintenance Fund	\$	-0-
16	e) Capacity Building	\$	-0-
17	f) Private Sector	\$	-0-
18	g) Environment	\$	-0-
19	h) ERA (7 <sup>th</sup> Sector)	\$	-0-
20	(2) Local Revenues	\$	15,609,276.17

1	(3) Federal Programs	\$ 1,474,404
2	(4) Other U.S. DOI	\$ 250,000
3	(5) Other Foreign Grants/Donations	\$ 1,204,919.52
4	<b>Total Projections</b>	<b>\$ 18,538,599.69</b>

5 **(b) Definition.** When use in this Act, the phrases:

6 (1) "Agency" means any agency, commission, authority, board, bureaus or the  
 7 organization of Chuuk State Government as established by law and not  
 8 specifically part of one of the three branches of the Chuuk State Government.

9 (2) "Appropriation" refers to a law enacted by Chuuk State Legislature which  
 10 authorizes Chuuk State Government to incur obligations and to make payment  
 11 out of the Chuuk State Treasury in accordance with the Constitution of the  
 12 State of Chuuk.

13 (3) "Compact" refers to the Compact of Free Association, as amended, and its  
 14 related agreements entered into between the Government of the Federated  
 15 States of Micronesia and the Government of the United States and as Enacted  
 16 as United States Public Law No. 118-42.

17 (4) "Departments" refers to any departments and offices as prescribed in the  
 18 Organization Act of 2004, as amended.

19 (5) "Fiscal Procedure Agreement" means the Agreement concerning  
 20 procedures for the implementation of the United States Economic Assistance  
 21 Provided in the Compact of Free Association, as amended between the  
 22 Government of the Federated States of Micronesia and the Government of the  
 23 United States of America.

24 (6) "Fiscal Year" refers to each one-year period beginning October 1, and ending  
 25 on the next following September 30. Each Fiscal Year shall be designated by  
 26 number of the calendar year in which such Fiscal Year ends.

27 (7) "Governor" means the Governor of the State of Chuuk.

28 (8) "Internal Operations" means the internal operations of the Executive,  
 29 Legislative and Judiciary Branches of the Chuuk State Government, State  
 30 Boards, Commissions, Authorities and other programs."

1           **Section 2. Amendment.** Section 2 of CSL No. 18-25-06 is hereby amended to read as  
 2 follows:

3                   **“Section 2. Appropriation.** The Legislature hereby authorized for  
 4 appropriations of the sum of \$18,538,599.69, or so much thereof, to fund the internal  
 5 operations of the Chuuk State Government for fiscal year ending September 30, 2026  
 6 provided, however that the amount authorized and appropriated may be adjusted by  
 7 later duly enacted statutes, if warranted by the state’s economic and financial  
 8 condition. The funds deriving from the Compact Sector Grants are herein authorized  
 9 and appropriated subject to the conditions and requirements imposed on the uses and  
 10 allocations of such fund or funds as prescribed by Fiscal Procedure Agreement and  
 11 such relevant Grant Awards.”

12           **Section 3. Amendment.** Section 3 of CSL 18-25-06 is hereby amended to read as  
 13 follows:

14                   **“Section 3. Operating Expenses of the Executive Branch.** The sum of  
 15 \$6,023,310, or so much thereof as may be necessary, is hereby appropriated from the  
 16 General Fund of the State for the fiscal year ending September 30, 2026, for the  
 17 purpose of funding the internal operations of the Executive Branch of the Chuuk State  
 18 Government. The Governor shall be the allottee of these funds. These funds shall be  
 19 apportioned as follows:

20	DEPARTMENT	COMPACT	LOCAL	TOTAL
21	<b>A. HEALTH SERVICES</b>			
22	1. Personnel	-0-	-0-	-0-
23	2. Travel	-0-	-0-	-0-
24	3. All Others			
25	i. Contr. Services	-0-	-0-	-0-
26	ii. OCE	-0-	-0-	-0-
27	iii. Fixed Assets	-0-	-0-	-0-
28	<i>Sub-Total</i>	<i>-0-</i>	<i>-0-</i>	<i>-0-</i>
29	<b>B. EDUCATION</b>			
30	1. Personnel	-0-	-0-	-0-
31	2. Travel	-0-	-0-	-0-

1	3. All Others			
2	i. Contr. Services	-0-	-0-	-0-
3	ii. OCE	-0-	-0-	-0-
4	iii. Fixed Assets	-0-	-0-	-0-
5	<b>Sub-Total</b>	<b>-0-</b>	<b>-0-</b>	<b>-0-</b>
6	<b>C. DEPARTMENT OF ADMINISTRATIVE SERVICES</b>			
7	1. Personnel	-0-	600,472	600,472
8	2. Travel	-0-	28,500	28,500
9	3. All Others			
10	i. Contr. Services	-0-	193,292	193,292
11	ii. OCE	-0-	145,076	145,076
12	iii. Fixed Asset	-0-	30,000	30,000
13	<b>Sub-Total</b>	<b>-0-</b>	<b>997,340</b>	<b>997,340</b>
14	<b>D. MARINE RESOURCES</b>			
15	1. Personnel	-0-	232,410	232,410
16	2. Travel	-0-	2,000	2,000
17	3. All Others			
18	i. Contr. Services	-0-	-0-	-0-
19	ii. OCE	-0-	45,625	45,625
20	iii. Fixed Assets	-0-	50,000	50,000
21	<b>Sub-Total</b>	<b>-0-</b>	<b>330,035</b>	<b>330,035</b>
22	<b>E. AGRICULTURE</b>			
23	1. Personnel	-0-	248,391	248,391
24	2. Travel	-0-	5,000	5,000
25	3. All Others			
26	i. Contr. Services	-0-	-0-	-0-
27	ii. OCE	-0-	23,750	23,750
28	iii. Fixed Assets	-0-	-0-	-0-
29	<b>Sub-Total</b>	<b>-0-</b>	<b>277,141</b>	<b>277,141</b>
30	<b>F. PUBLIC SAFETY</b>			
31	1. Personnel	-0-	1,131,879	1,131,879

1	2. Travel	-0-	3,345	3,345
2	3. All Others			
3	i. Contr. Services	-0-	56,360	56,360
4	ii. OCE	-0-	205,141	205,141
5	iii. Fixed Assets	-0-	-0-	-0-
6	<b>Sub-Total</b>	<b>-0-</b>	<b>1,396,725</b>	<b>1,396,725</b>
7	<b>G. PUBLIC WORKS AND TRANSPORTATION</b>			
8	1. Personnel	-0-	902,084	902,084
9	2. Travel	-0-	164,376	164,376
10	3. All Others			
11	i. Contr. Services	-0-	59,037	59,037
12	ii. OCE	-0-	379,125	379,125
13	iii. Fixed Assets	-0-	85,000	85,000
14	<b>Sub-Total</b>	<b>-0-</b>	<b>1,589,622</b>	<b>1,589,622</b>
15	<b>H. GOVERNOR'S OFFICE</b>			
16	1. Personnel	-0-	225,380	225,380
17	2. Travel	-0-	118,000	118,000
18	3. All Others			
19	i. Contr. Services	-0-	370,850	370,850
20	ii. OCE	-0-	229,000	229,000
21	iii. Fixed Assets	-0-	75,000	75,000
22	<b>Sub-Total</b>	<b>-0-</b>	<b>1,018,230</b>	<b>1,018,230</b>
23	<b>I. ATTORNEY GENERAL</b>			
24	1. Personnel	-0-	349,205	349,205
25	2. Travel	-0-	20,000	20,000
26	3. All Others			
27	i. Contr. Services	-0-	31,012	31,012
28	ii. OCE	-0-	14,000	14,000
29	iii. Fixed Assets	-0-	-0-	-0-
30	<b>Sub-Total</b>	<b>-0-</b>	<b>414,217</b>	<b>414,217</b>
31	<b>TOTAL</b>	<b>-0-</b>	<b>6,023,310</b>	<b>6,023,310"</b>

1           **Section 4. Amendment.** Section 4 of CSL No. 18-25-06 is hereby amended to read  
 2 as follows:

3           **“Section 4. Operation Expense of the Legislative Branch.** The sum of  
 4 \$5,480,578, or so much thereof as may be necessary, is hereby appropriated from the  
 5 General Fund of the State for the period ending September 30, 2026, for the purpose  
 6 of funding the operational expenses of the Chuuk State Legislature. The President and  
 7 the Speaker shall be the allottee of the funds. The funds shall be apportioned as  
 8 follows:

9	1. Personnel	-0-	3,593,798	3,593,798
10	2. Travel	-0-	743,246	743,246
11	3. All Others			
12	i. Contr. Services	-0-	556,494	556,494
13	ii. OCE	-0-	525,040	525,040
14	iii. Fixed Assets	-0-	62,000	62,000
15	<b>Sub-Total</b>	<b>-0-</b>	<b>5,480,578</b>	<b>5,480,578”</b>

16           **Section 5. Amendment.** Section 6 of CSL No. 18-25-06 is hereby amended to read as  
 17 follows:

18           **“Section 6. Operation Expense of the Public Auditor.** The sum of \$213,207,  
 19 or so much thereof as may be necessary, is hereby appropriated from the General Fund  
 20 of the State for the period ending September 30, 2026, for the purpose of funding the  
 21 operational expenses of the Public Auditor of the Chuuk State Government. The  
 22 Governor shall be the allottee of these funds. These funds shall be apportioned as  
 23 follows:

24	<b>PUBLIC AUDITOR</b>	<b>COMPACT</b>	<b>LOCAL</b>	<b>TOTAL</b>
25	1. Personnel	-0-	112,817	112,817
26	2. Travel	-0-	34,690	34,690
27	3. All Others			
28	i. Contr. Services	-0-	-0-	-0-
29	ii. OCE	-0-	30,700	30,700
30	iii. Fixed Assets	-0-	35,000	35,000
31	<b>Sub-Total</b>	<b>-0-</b>	<b>213,207</b>	<b>213,207”</b>

1           **Section 6. Amendment.** Section 8 of CSL No. 18-25-06 is hereby amended to read as  
 2 follows:

3                   **“Section 8. Operating Expenses of Other Programs/Grants.** The sum of  
 4 \$3,732,962.69, or so much thereof as may be necessary, is hereby appropriated from  
 5 the General Fund of the State for the fiscal year ending September 30, 2026 for the  
 6 purpose of funding the operational expenses of Other State Programs. The Governor  
 7 shall be the allottee of these funds. Disbursement of funds in subsection “U” shall be  
 8 based on actual cash deposit received by the Department of Administrative Services.

9 The funds shall be apportioned as follows:

10	<b>ACTIVITIES</b>	<b>COMPACT</b>	<b>LOCAL</b>	<b>TOTAL</b>
11	<b>A. Municipal Operation</b>			
12	1. Personnel	-0-	-0-	-0-
13	2. Travel	-0-	-0-	-0-
14	3. All Others			
15	i. Contr. Services	-0-	-0-	-0-
16	ii. OCE	-0-	1,441,346	1,441,346
17	iii. Fixed Assets	-0-	-0-	-0-
18	<b><i>Sub-Total</i></b>	<b><i>-0-</i></b>	<b><i>1,441,346</i></b>	<b><i>1,441,346</i></b>
19	<b>B. Non Public School</b>			
20	1. Personnel	-0-	-0-	-0-
21	2. Travel	-0-	-0-	-0-
22	3. All Others			
23	i. Contr. Services	-0-	-0-	-0-
24	ii. OCE	-0-	-0-	-0-
25	iii. Fixed Assets	-0-	-0-	-0-
26	<b><i>Sub-Total</i></b>	<b><i>-0-</i></b>	<b><i>-0-</i></b>	<b><i>-0-</i></b>
27	<b>C. Rural Development</b>			
28	1. Personnel	-0-	19,820	19,820
29	2. Travel	-0-	-0-	-0-
30	3. All Others			
31	i. Contr. Services	-0-	-0-	-0-

1	ii.	OCE	-0-	2,500	2,500
2	iii.	Fixed Assets	-0-	-0-	-0-
3		<b>Sub-Total</b>	<b>-0-</b>	<b>22,320</b>	<b>22,320</b>
4		<b>D. DAS Oversight</b>			
5	1.	Personnel	-0-	-0-	-0-
6	2.	Travel	-0-	-0-	-0-
7	3.	All Others			
8	i.	Contr. Services	-0-	-0-	-0-
9	ii.	OCE	-0-	-0-	-0-
10	iii.	Fixed Assets	-0-	-0-	-0-
11		<b>Sub-Total</b>	<b>-0-</b>	<b>-0-</b>	<b>-0-</b>
12		<b>E. SEPDIC</b>			
13	1.	Personnel	-0-	43,650	43,650
14	2.	Travel	-0-	4,000	4,000
15	3.	All Others			
16	i.	Contr. Services	-0-	6,300	6,300
17	ii.	OCE	-0-	11,000	11,000
18	iii.	Fixed Assets	-0-	-0-	-0-
19		<b>Sub-Total</b>	<b>-0-</b>	<b>64,950</b>	<b>64,950</b>
20		<b>F. CSBDC (Small Business)</b>			
21	1.	Personnel	-0-	50,622	50,622
22	2.	Travel	-0-	-0-	-0-
23	3.	All Others			
24	i.	Contr. Services	-0-	-0-	-0-
25	ii.	OCE	-0-	14,400	14,400
26	iii.	Fixed Assets	-0-	-0-	-0-
27		<b>Sub-Total</b>	<b>-0-</b>	<b>65,022</b>	<b>65,022</b>
28		<b>G. C&amp;I: Tourism Sites Improvement and Preservation Effort of 2023</b>			
29	1.	Personnel	-0-	-0-	-0-
30	2.	Travel	-0-	-0-	-0-
31	3.	All Others			

1	i. Contr. Services	-0-	-0-	-0-
2	ii. OCE	-0-	-0-	-0-
3	iii. Fixed Assets	-0-	-0-	-0-
4	<b><i>Sub-Total</i></b>	<b><i>-0-</i></b>	<b><i>-0-</i></b>	<b><i>-0-</i></b>
5	<b>H. Chuuk House</b>			
6	1. Personnel	-0-	79,515	79,515
7	2. Travel	-0-	-0-	-0-
8	3. All Others			
9	i. Contr. Services	-0-	23,000	23,000
10	ii. OCE	-0-	70,400	70,400
11	iii. Fixed Assets	-0-	-0-	-0-
12	<b><i>Sub-Total</i></b>	<b><i>-0-</i></b>	<b><i>172,915</i></b>	<b><i>172,915</i></b>
13	<b>I. Public Infra Grant</b>			
14	1. Personnel	-0-	-0-	-0-
15	2. Travel	-0-	-0-	-0-
16	3. All Others			
17	i. Contr. Services	-0-	-0-	-0-
18	ii. OCE	-0-	-0-	-0-
19	iii. Fixed Assets	-0-	-0-	-0-
20	<b><i>Sub-Total</i></b>	<b><i>-0-</i></b>	<b><i>-0-</i></b>	<b><i>-0-</i></b>
21	<b>J. Overseas Development Assistance</b>			
22	1. Personnel	-0-	46,315	46,315
23	2. Travel	-0-	-0-	-0-
24	3. All Others			
25	i. Contr. Services	-0-	-0-	-0-
26	ii. OCE	-0-	4,500	4,500
27	iii. Fixed Assets	-0-	-0-	-0-
28	<b><i>Sub-Total</i></b>	<b><i>-0-</i></b>	<b><i>50,815</i></b>	<b><i>50,815</i></b>
29	<b>K. MLSC</b>			
30	1. Personnel	-0-	45,000	45,000
31	2. Travel	-0-	-0-	-0-

1	3. All Others			
2	i. Contr. Services	-0-	-0-	-0-
3	ii. OCE	-0-	25,000	25,000
4	iii. Fixed Assets	-0-	-0-	-0-
5	<b>Sub-Total</b>	<b>-0-</b>	<b>70,000</b>	<b>70,000</b>
6	<b>L. Chuuk State Disaster and Emergency Operation Center</b>			
7	1. Personnel	-0-	54,438	54,438
8	2. Travel	-0-	3,000	3,000
9	3. All Others			
10	i. Contr. Services	-0-	79,281	79,281
11	ii. OCE	-0-	18,700	18,700
12	iii. Fixed Assets	-0-	-0-	-0-
13	<b>Sub-Total</b>	<b>-0-</b>	<b>155,419</b>	<b>155,419</b>
14	<b>M. Budget Office Certified Public Accountant Project</b>			
15	1. Personnel	-0-	-0-	-0-
16	2. Travel	-0-	-0-	-0-
17	3. All Others			
18	i. Contr. Services	-0-	-0-	-0-
19	ii. OCE	-0-	-0-	-0-
20	iii. Fixed Assets	-0-	-0-	-0-
21	<b>Sub-Total</b>	<b>-0-</b>	<b>-0-</b>	<b>-0-</b>
22	<b>N. IMF</b>			
23	1. Personnel	-0-	-0-	-0-
24	2. Travel	-0-	-0-	-0-
25	3. All Others			
26	i. Contr. Services	-0-	-0-	-0-
27	ii. OCE	-0-	-0-	-0-
28	iii. Fixed Assets	-0-	-0-	-0-
29	<b>Sub-Total</b>	<b>-0-</b>	<b>-0-</b>	<b>-0-</b>
30	<b>O. CPUC – Street Lights</b>			
31	1. Personnel	-0-	-0-	-0-

1	2. Travel	-0-	-0-	-0-
2	3. All Others			
3	i. Contr. Services	-0-	-0-	-0-
4	ii. OCE	-0-	54,316	54,316
5	iii. Fixed Assets	-0-	-0-	-0-
6	<b>Sub-Total</b>	<b>-0-</b>	<b>54,316</b>	<b>54,316</b>
7	<b>P. NetCare Premium Arrears (Group Life Insurance)</b>			
8	1. Personnel	-0-	48,340.17	48,340.17
9	2. Travel	-0-	-0-	-0-
10	3. All Others			
11	i. Contr. Services	-0-	-0-	-0-
12	ii. OCE	-0-	-0-	-0-
13	iii. Fixed Assets	-0-	-0-	-0-
14	<b>Sub-Total</b>	<b>-0-</b>	<b>48,340.17</b>	<b>48,340.17</b>
15	<b>Q. Onoun &amp; Fonoton Projects (China Grants)</b>			
16	1. Personnel	-0-	-0-	-0-
17	2. Travel	-0-	-0-	-0-
18	3. All Others			
19	i. Contr. Services	-0-	465,900	465,900
20	ii. OCE	-0-	-0-	-0-
21	iii. Fixed Assets	-0-	-0-	-0-
22	<b>Sub-Total</b>	<b>-0-</b>	<b>465,900</b>	<b>465,900</b>
23	<b>R. EU PAC WastePlus Programme (EPA Project)</b>			
24	1. Personnel	-0-	-0-	-0-
25	2. Travel	-0-	-0-	-0-
26	3. All Others			
27	i. Contr. Services	-0-	-0-	-0-
28	ii. OCE	-0-	72,360.52	72,360.52
29	iii. Fixed Assets	-0-	-0-	-0-
30	<b>Sub-Total</b>	<b>-0-</b>	<b>72,360.52</b>	<b>72,360.52</b>
31	<b>S. Oil Spill Recovery &amp; Restoration (Japan Grant)</b>			

1	1. Personnel	-0-	-0-	-0-
2	2. Travel	-0-	-0-	-0-
3	3. All Others			
4	i. Contr. Services	-0-	381,285	381,285
5	ii. OCE	-0-	208,391	208,391
6	iii. Fixed Assets	-0-	76,983	76,983
7	<b>Sub-Total</b>	<b>-0-</b>	<b>666,659</b>	<b>666,659</b>
8	<b>T. Single Audit TAP Funding – Chuuk State</b>			
9	1. Personnel	-0-	-0-	-0-
10	2. Travel	-0-	-0-	-0-
11	3. All Others			
12	i. Contr. Services	214,800	-0-	214,800
13	ii. OCE	35,200	-0-	35,200
14	iii. Fixed Assets	-0-	-0-	-0-
15	<b>Sub-Total</b>	<b>250,000</b>	<b>-0-</b>	<b>250,000</b>
16	<b>U. Goodwill Games</b>			
17	1. Personnel	-0-	-0-	-0-
18	2. Travel	-0-	-0-	-0-
19	3. All Others			
20	i. Contr. Services	-0-	75,400	75,400
21	ii. OCE	-0-	57,200	57,200
22	iii. Fixed Assets	-0-	-0-	-0-
23	<b>Sub-Total</b>	<b>-0-</b>	<b>132,600</b>	<b>132,600</b>
24	<b>TOTAL</b>	<b>250,000</b>	<b>3,482,962.69</b>	<b>3,732,962.69”</b>

25 **Section 7. Amendment.** Section 8A of CSL No. 18-25-06 as amended by CSL No.  
 26 18-26-09 is hereby amended to read as follows:

27           **“Section 8A. Operating Expenses of Federal Programs/Grants.** The sum of  
 28 \$1,474,404 or so much thereof as may be necessary, is hereby appropriated from the  
 29 General Fund of the State for the fiscal year ending September 30, 2026, or as provided  
 30 by the Program/Grant for the purpose of funding the operational expenses of Federal

1 Programs/Grants. The Governor shall be the allottee of these funds. The funds shall  
 2 be apportioned as follows:

3	ACTIVITIES	COMPACT	LOCAL	TOTAL
4	<b>A. FY 24 Personal Responsibility Education Program</b>			
5	1. Personnel	32,625	-0-	32,625
6	2. Travel	-0-	-0-	-0-
7	3. All Others			
8	i. Contr. Services	-0-	-0-	-0-
9	ii. OCE	-0-	-0-	-0-
10	iii. Fixed Assets	-0-	-0-	-0-
11	<b><i>Sub-total</i></b>	<b><i>32,625</i></b>	<b><i>-0-</i></b>	<b><i>32,625</i></b>
12	<b>B. FY 25 NCD Program</b>			
13	1. Personnel	33,850	-0-	33,850
14	2. Travel	-0-	-0-	-0-
15	3. All Others			
16	i. Contr. Services	-0-	-0-	-0-
17	ii. OCE	-0-	-0-	-0-
18	iii. Fixed Assets	-0-	-0-	-0-
19	<b><i>Sub-total</i></b>	<b><i>33,850</i></b>	<b><i>-0-</i></b>	<b><i>33,850</i></b>
20	<b>C. FY 25 Comprehensive Cancer Control Program</b>			
21	1. Personnel	52,200	-0-	52,200
22	2. Travel	-0-	-0-	-0-
23	3. All Others			
24	i. Contr. Services	-0-	-0-	-0-
25	ii. OCE	-0-	-0-	-0-
26	iii. Fixed Assets	-0-	-0-	-0-
27	<b><i>Sub-total</i></b>	<b><i>52,200</i></b>	<b><i>-0-</i></b>	<b><i>52,200</i></b>
28	<b>D. FY 25 TB Prevention Program</b>			
29	1. Personnel	50,893	-0-	50,893
30	2. Travel	-0-	-0-	-0-
31	3. All Others			


1	i.	Contr. Services	-0-	-0-	-0-
2	ii.	OCE	-0-	-0-	-0-
3	iii.	Fixed Assets	-0-	-0-	-0-
4		<b>Sub-total</b>	<b>50,893</b>	<b>-0-</b>	<b>50,893</b>
5		<b>E. FY 25 MCH Program</b>			
6	1.	Personnel	67,068	-0-	67,068
7	2.	Travel	-0-	-0-	-0-
8	3.	All Others			
9	i.	Contr. Services	-0-	-0-	-0-
10	ii.	OCE	-0-	-0-	-0-
11	iii.	Fixed Assets	-0-	-0-	-0-
12		<b>Sub-total</b>	<b>67,068</b>	<b>-0-</b>	<b>67,068</b>
13		<b>F. FY 25 SPECIAL EDUCATION</b>			
14	1.	Personnel	514,501	-0-	514,501
15	2.	Travel	124,500	-0-	124,500
16	3.	All Others			
17	i.	Contr. Services	24,470	-0-	24,470
18	ii.	OCE	73,612	-0-	73,612
19	iii.	Fixed Assets	45,000	-0-	45,000
20		<b>Sub-total</b>	<b>782,083</b>	<b>-0-</b>	<b>782,083</b>
21		<b>G. FY 26 Chuuk HIV/AIDS Prevention Program</b>			
22	1.	Personnel	48,131	-0-	48,131
23	2.	Travel	-0-	-0-	-0-
24	3.	All Others			
25	i.	Contr. Services	-0-	-0-	-0-
26	ii.	OCE	-0-	-0-	-0-
27	iii.	Fixed Assets	-0-	-0-	-0-
28		<b>Sub-total</b>	<b>48,131</b>	<b>-0-</b>	<b>48,131</b>
29		<b>H. FY 26 Chuuk HIV Surveillance Program</b>			
30	1.	Personnel	12,090	-0-	12,090
31	2.	Travel	-0-	-0-	-0-


1	3. All Others			
2	i. Contr. Services	-0-	-0-	-0-
3	ii. OCE	-0-	-0-	-0-
4	iii. Fixed Assets	-0-	-0-	-0-
5	<b>Sub-total</b>	<b>12,090</b>	<b>-0-</b>	<b>12,090</b>
6	<b>I. FY 26 Chuuk Sexually Transmitted Disease (STD)</b>			
7	1. Personnel	10,745	-0-	10,745
8	2. Travel	-0-	-0-	-0-
9	3. All Others			
10	i. Contr. Services	-0-	-0-	-0-
11	ii. OCE	-0-	-0-	-0-
12	iii. Fixed Assets	-0-	-0-	-0-
13	<b>Sub-total</b>	<b>10,745</b>	<b>-0-</b>	<b>10,745</b>
14	<b>J. Chuuk State OPIOID Response</b>			
15	1. Personnel	22,500	-0-	22,500
16	2. Travel	-0-	-0-	-0-
17	3. All Others			
18	i. Contr. Services	-0-	-0-	-0-
19	ii. OCE	-0-	-0-	-0-
20	iii. Fixed Assets	10,000	-0-	10,000
21	<b>Sub-total</b>	<b>32,500</b>	<b>-0-</b>	<b>32,500</b>
22	<b>K. FY 26 Community Mental Health Services (CMHS) Chuuk</b>			
23	1. Personnel	19,692	-0-	19,692
24	2. Travel	-0-	-0-	-0-
25	3. All Others			
26	i. Contr. Services	-0-	-0-	-0-
27	ii. OCE	-0-	-0-	-0-
28	iii. Fixed Assets	-0-	-0-	-0-
29	<b>Sub-total</b>	<b>19,692</b>	<b>-0-</b>	<b>19,692</b>
30	<b>L. FY 26 Chuuk SAPTS</b>			
31	1. Personnel	160,426	-0-	160,426

1	2. Travel	-0-	-0-	-0-
2	3. All Others			
3	i. Contr. Services	-0-	-0-	-0-
4	ii. OCE	-0-	-0-	-0-
5	iii. Fixed Assets	-0-	-0-	-0-
6	<b>Sub-total</b>	<b>160,426</b>	<b>-0-</b>	<b>160,426</b>
7	<b>M. FY 26 Chuuk Tuberculosis Prevention Program</b>			
8	1. Personnel	84,463	-0-	84,463
9	2. Travel	-0-	-0-	-0-
10	3. All Others			
11	i. Contr. Services	-0-	-0-	-0-
12	ii. OCE	-0-	-0-	-0-
13	iii. Fixed Assets	-0-	-0-	-0-
14	<b>Sub-total</b>	<b>84,463</b>	<b>-0-</b>	<b>84,463</b>
15	<b>N. FY 25 Pediatric Mental Health Care Access (PMHCA) Chuuk</b>			
16	1. Personnel	18,400	-0-	18,400
17	2. Travel	-0-	-0-	-0-
18	3. All Others			
19	i. Contr. Services	-0-	-0-	-0-
20	ii. OCE	-0-	-0-	-0-
21	iii. Fixed Assets	-0-	-0-	-0-
22	<b>Sub-total</b>	<b>18,400</b>	<b>-0-</b>	<b>18,400</b>
23	<b>O. FY 26 Chuuk State System Development Initiatives Program (SSDI)</b>			
24	1. Personnel	7,038	-0-	7,038
25	2. Travel	-0-	-0-	-0-
26	3. All Others			
27	i. Contr. Services	-0-	-0-	-0-
28	ii. OCE	-0-	-0-	-0-
29	iii. Fixed Assets	-0-	-0-	-0-
30	<b>Sub-total</b>	<b>7,038</b>	<b>-0-</b>	<b>7,038</b>
31	<b>P. SPF-PFS Chuuk</b>			


1	1. Personnel	32,200	-0-	32,200
2	2. Travel	-0-	-0-	-0-
3	3. All Others			
4	i. Contr. Services	-0-	-0-	-0-
5	ii. OCE	-0-	-0-	-0-
6	iii. Fixed Assets	-0-	-0-	-0-
7	<b>Sub-total</b>	<b>32,200</b>	<b>-0-</b>	<b>32,200</b>
8	<b>Q. FY 24 Pediatric Mental Health Care Access (PMHCA)</b>			
9	1. Personnel	30,000	-0-	30,000
10	2. Travel	-0-	-0-	-0-
11	3. All Others			
12	i. Contr. Services	-0-	-0-	-0-
13	ii. OCE	-0-	-0-	-0-
14	iii. Fixed Assets	-0-	-0-	-0-
15	<b>Sub-total</b>	<b>30,000</b>	<b>-0-</b>	<b>30,000</b>
16	<b>TOTAL</b>	<b>1,474,404</b>	<b>-0-</b>	<b>1,474,404</b>
17	<b>GRAND TOTAL</b>	<b>1,724,404</b>	<b>16,814,195.69</b>	<b>18,538,599.69"</b>

18 **Section 8. Effective Date.** This Act shall take effect upon approval by the Governor,  
 19 or upon its becoming law without such approval.


Signed by:   
 Arno H. Kony, President  
 The Senate  
 18<sup>th</sup> Chuuk State Legislature

Attested by:  
  
 Musume-San Victus, Chief Clerk  
 The Senate  
 18<sup>th</sup> Chuuk State Legislature

Date: 03/26/2026

Signed by:   
 Lester D. Mersai, Speaker  
 House of Representatives  
 18<sup>th</sup> Chuuk State Legislature


Attested by:



Merida Ueda, Chief Clerk  
House of Representatives  
18<sup>th</sup> Chuuk State Legislature

Date: 03/26/2026

Approved by:



Alexander F. Narruhn, Governor  
Chuuk State

Date: 4/9/26

---

**HISTORY**

S.B. NO.	:	S.B. NO. 18-26;SD1;HD2;JCCD2
Introduced by	:	Floor Leader Cheche Andrel Yamamoto
Introduced Date	:	February 17, 2026
Adopted Date	:	March 24, 2026
S.C.R. NO.	:	18-1R-3S-01
H.C.R. NO.	:	18-1R-3S-02
J.C.C.R. NO.	:	18-1R-3S-01(A)

**ENGON ME WANUEN ANNEPWUNGUN MWUUN CHUUK**

**EWIN MWIICHENAP**

**OUNUNGATIN MWIICH ATAPWANAPWAN, FEB., 2026 NAMOPWUNG NO. 18-12**

**EW NAMOPWUNG**

Epwe sopwosopw ne ekesiwini Tetten 1, 2, 3, 4, 6, 8 me 8A non CSL No. 18-25-06 ewe a piin ekesiwin me ren CSL No. 18-25-09 epwe awora ewe ukukun mwoni \$2,724,468.52 seni ewe Mwonienapan Chuuk State fan asengessin epwe anafa mwoni ren omwokutun ewe Mwuun Chuuk State ekewe mwonier a etto seni Local Revenues ngeni ewe Fiscal Year epwe sopwonó September 30, 2026: uwanong kisintetten “(4)” me “(5)” non Tetten 1 non ewe ukukun \$1,454,919.52; anapanó ewe ukukun mwoni non Tetten 3, 4, 6 me 8 non ewe ukukun \$813,861; anapanó wón ewe ukukun \$45,000 non Tetten “K” pwan uwanong minaföön kisintetten “S”, “T”, “U”, “V” me “W” fan iten “Chuuk Goodwill Games non Tetten 8 non ewe ukukun \$1,454,919.52; uwanong minaföön kisintetten “G”, “H”, “I”, “J”, “K”, “L”, “M”, “N”, “O”, “P” and “Q” non ewe ukukun \$455,685 in Section 8A, non Tetten 8A, pwan ren ekoch pwopwun.

Epwe pwung me ren ewe Annepwungun Mwuun Chuuk:

1 **Tetten 1. Ekesiwin.** Tetten 1 non CSL No. 18-25-06 iei a ekesiwin an epwene iei  
 2 usun ititin:

3 **“Tetten 1. Pwachetin ewe Mwuun.** Iei a köpwungunó ewe Pwachetin Mwuun  
 4 Chuuk ren omwokutun Executive, Legislative, me Judiciary branches non Mwuun  
 5 Chuuk State, Ofesin State Public Auditor, State Boards, Commissions, Authorities,  
 6 Agencies, Bureaus pwan ekkóch Programs, fiti ngeni pwungun Pöchokun a nom ren  
 7 ewe Annepwung non Sopwun VIII, Tetten 4 non ewe Chuunapen Annukun Mwuun  
 8 Chuuk State.

9 **(a) Aukukun Mwoni Tonong:** Ewe State mi ouku ekkei ukkukun mwoni tonong  
 10 epwe mwonotá an ewe kawor ren ewe fiscal year epwe mwuchunó non September  
 11 30, 2026.

12 (1) Compact Sector Grants

13	a) Health Sector	\$	-0-
14	b) Education	\$	-0-
15	c) Public Infrastructure	\$	-0-
16	d) Infrastructure Maintenance Fund	\$	-0-
17	e) Capacity Building	\$	-0-
18	f) Private Sector	\$	-0-
19	g) Environment	\$	-0-
20	h) ERA (7 <sup>th</sup> Sector)	\$	-0-

1	(2) Local Revenues	\$ 15,609,276.17
2	(3) Federal Programs	\$ 1,474,404
3	(4) Other U.S. DOI	\$ 250,000
4	(5) Other Foreign Grants/Donations	\$ 1,204,919.52
5	<b>Total Projections</b>	<b>\$ 18,538,599.69</b>

6 (b) **Awewen Fóós.** Nupwen epwe neuneu non en Namöpwung, ekkewe mwuuten  
7 fóós:

- 8 (1) "Agency" wewen, ese nifinifin agency, commission, authority, board, bureau,  
9 are ew mwich fan iten ewe Mwuun Chuuk mi foruta me non annuk me ese  
10 wesetan affat pwe kifetin ew me nein ekkewe unungat keangen ewe Mwuun  
11 Chuuk.
- 12 (2) "Kaworen Mwoni" a wewe ngeni annuk forien ewe Aneepwung mi mutata an  
13 ewe Mwuun Chuuk epwe nounou me monawu mwoni seni ewe State Treasury  
14 fiti pungun ewe Chunapen Annukun Mwuun Chuuk.
- 15 (3) "Compact" a wewe ngeni ewe Compact of Free Association, ewe, me ekkewe  
16 etipeew mine mei foruta nefinen ewe mwun United States me Federated States  
17 of Micronesia mi affat me non annukun United States Public Law No. 118-42.
- 18 (4) "Putai" a wewe ngeni ese nifinifin putai are office mei foruta fan pungun ewe  
19 Organization Act of 2004, as amended.
- 20 (5) "Fiscal Procedure Agreement" a wewe ngeni ewe atipeew mei weneiti nounoun  
21 mwoni mi kawor seni ewe United States Economic Assistance mi affat me non  
22 ewe Compact of Free Association fiti ekkesiwinin kewe nefinen ewe Mwuun  
23 Federated States of Micronesia me ewe Mwuun United States of America.
- 24 (6) "Fiscal Year" a wewe ngeni ewe fansoun ew year poputá October 1 me  
25 muchunó non ewe year epwe tapweto non September 30. Ewe fiscal year epwe  
26 affat me non pwinin maram muchunón ewe Fiscal Year.
- 27 (7) "Kepina" wewen ewe Kepina non ei Mwuun Chuuk.
- 28 (8) "Internal Operations" a wewe ngeni angangen non ewe pekin Apochokkuna  
29 Annuk, ewe Annepwung, Pekin Kopwung an ewe Mwuun Chuuk, ekkewe State  
30 Boards, Commission, Bureau, Authority me pwan ekkóch Programs."

1 **Tetten 2. Ekkesiwin.** Tetten 2 non CSL No. 18-25-06 iei a ekkesiwin an epwene iei  
 2 usun ititin:

3 **“Tetten 2. Kaworen Mwoni.** Ewe Annepwung a mumutá an epwe awora  
 4 ukukun \$18,538,599.69, ika fitá epwe naaf, an epwe awora mwonien omwokutun ewe  
 5 Mwuun Chuuk State ren ewe fiscal year epwe muchunó non September 30, 2026 nge  
 6 ewe ukukun mi mumutá an epwe kawor epwe pwan tongeni amwokut sefáán fiti  
 7 pwungun annukun me mwirin, ika pwe mei tufich anongonong won nonnomun mwoni  
 8 ngeni ewe Mwuun Chuuk. Mwoni mei tou seni ekewe Compact Sectorial Grant iei ra  
 9 pwan mumutá ne kawor fiti pwungun ekkewe aurour mei kapachetá ren nounoun  
 10 mwoni ra fen kawor annukur me non ewe Fiscal Procedure Agreement me Grant  
 11 Awards.”

12 **Tetten 3. Ekkesiwin.** Tetten 3 non CSL 18-25-06 iei a ekkesiwin an epwene iei usun  
 13 ititin:

14 **“Tetten 3. Mwonien Amwokutun ekkewe Executive Branch.** Ewe ukukun  
 15 \$6,023,310, ika fite ukukun epwe tongeni naaf, iei a kawor seni ewe General Fund  
 16 seni ewe State ren fiscal year epwe mwuchunó September 30, 2026, fáán asengesin  
 17 omwokutun ewe Executive Branch non Mwuun Chuuk State. Ewe Kepina epwe  
 18 wiisen allottee won ekkei mwoni. Ekkei mwoni epwe iei usun nounoun:

19	DEPARTMENT	COMPACT	LOCAL	TOTAL
20	<b>A. HEALTH SERVICES</b>			
21	1. Personnel	-0-	-0-	-0-
22	2. Travel	-0-	-0-	-0-
23	3. All Others			
24	i. Contr. Services	-0-	-0-	-0-
25	ii. OCE	-0-	-0-	-0-
26	iii. Fixed Assets	-0-	-0-	-0-
27	<i>Sub-Total</i>	<i>-0-</i>	<i>-0-</i>	<i>-0-</i>
28	<b>B. EDUCATION</b>			
29	1. Personnel	-0-	-0-	-0-
30	2. Travel	-0-	-0-	-0-
31	3. All Others			

1	i. Contr. Services	-0-	-0-	-0-
2	ii. OCE	-0-	-0-	-0-
3	iii. Fixed Assets	-0-	-0-	-0-
4	<b>Sub-Total</b>	<b>-0-</b>	<b>-0-</b>	<b>-0-</b>
5	<b>C. DEPARTMENT OF ADMINISTRATIVE SERVICES</b>			
6	1. Personnel	-0-	600,472	600,472
7	2. Travel	-0-	28,500	28,500
8	3. All Others			
9	i. Contr. Services	-0-	193,292	193,292
10	ii. OCE	-0-	145,076	145,076
11	iii. Fixed Asset	-0-	30,000	30,000
12	<b>Sub-Total</b>	<b>-0-</b>	<b>997,340</b>	<b>997,340</b>
13	<b>D. MARINE RESOURCES</b>			
14	1. Personnel	-0-	232,410	232,410
15	2. Travel	-0-	2,000	2,000
16	3. All Others			
17	i. Contr. Services	-0-	-0-	-0-
18	ii. OCE	-0-	45,625	45,625
19	iii. Fixed Assets	-0-	50,000	50,000
20	<b>Sub-Total</b>	<b>-0-</b>	<b>330,035</b>	<b>330,035</b>
21	<b>E. AGRICULTURE</b>			
22	1. Personnel	-0-	248,391	248,391
23	2. Travel	-0-	5,000	5,000
24	3. All Others			
25	i. Contr. Services	-0-	-0-	-0-
26	ii. OCE	-0-	23,750	23,750
27	iii. Fixed Assets	-0-	-0-	-0-
28	<b>Sub-Total</b>	<b>-0-</b>	<b>277,141</b>	<b>277,141</b>
29	<b>F. PUBLIC SAFETY</b>			
30	1. Personnel	-0-	1,131,879	1,131,879
31	2. Travel	-0-	3,345	3,345

1	3. All Others			
2	i. Contr. Services	-0-	56,360	56,360
3	ii. OCE	-0-	205,141	205,141
4	iii. Fixed Assets	-0-	-0-	-0-
5	<b>Sub-Total</b>	<b>-0-</b>	<b>1,396,725</b>	<b>1,396,725</b>
6	<b>G. PUBLIC WORKS AND TRANSPORTATION</b>			
7	1. Personnel	-0-	902,084	902,084
8	2. Travel	-0-	164,376	164,376
9	3. All Others			
10	i. Contr. Services	-0-	59,037	59,037
11	ii. OCE	-0-	379,125	379,125
12	iii. Fixed Assets	-0-	85,000	85,000
13	<b>Sub-Total</b>	<b>-0-</b>	<b>1,589,622</b>	<b>1,589,622</b>
14	<b>H. GOVERNOR'S OFFICE</b>			
15	1. Personnel	-0-	225,380	225,380
16	2. Travel	-0-	118,000	118,000
17	3. All Others			
18	i. Contr. Services	-0-	370,850	370,850
19	ii. OCE	-0-	229,000	229,000
20	iii. Fixed Assets	-0-	75,000	75,000
21	<b>Sub-Total</b>	<b>-0-</b>	<b>1,018,230</b>	<b>1,018,230</b>
22	<b>I. ATTORNEY GENERAL</b>			
23	1. Personnel	-0-	349,205	349,205
24	2. Travel	-0-	20,000	20,000
25	3. All Others			
26	i. Contr. Services	-0-	31,012	31,012
27	ii. OCE	-0-	14,000	14,000
28	iii. Fixed Assets	-0-	-0-	-0-
29	<b>Sub-Total</b>	<b>-0-</b>	<b>414,217</b>	<b>414,217</b>
30	<b>TOTAL</b>	<b>-0-</b>	<b>6,023,310</b>	<b>6,023,310"</b>

1 **Tetten 4. Ekésiwin.** Tetten 4 non CSL No. 18-25-06 iei a ekkesiwin an epwene iei  
2 usun ititin:

3 **“Tetten 4. Mwonien Amwokutun ewe Legislative Branch.** Ewe ukukun  
4 \$5,480,578, ika fite ukkukun epwe tongeni naaf, iei a kawor seni ewe General Fund  
5 seni ewe State ren fiscal year epwe mwuchunó September 30, 2026, fáán asengessin  
6 omwokutun ewe Annepwungun Mwuun Chuuk. Ewe President me ewe Speaker repwe  
7 wiisen allottee wón ekei mwoni. Ekei mwoni epwe iei usun nounouin:

8	1. Personnel	-0-	3,593,798	3,593,798
9	2. Travel	-0-	743,246	743,246
10	3. All Others			
11	i. Contr. Services	-0-	556,494	556,494
12	ii. OCE	-0-	525,040	525,040
13	iii. Fixed Assets	-0-	62,000	62,000
14	<b>Sub-Total</b>	<b>-0-</b>	<b>5,480,578</b>	<b>5,480,578”</b>

15 **Tetten 5. Ekésiwin.** Tetten 6 non CSL No. 18-25-06 iei a ekkesiwin an epwene iei  
16 usun ititin:

17 **“Tetten 6. Mwonien Amwokutun ewe Public Auditor.** Ewe ukukun  
18 \$213,207, ika fite ukkukun epwe tongeni naaf, iei a kawor seni ewe General Fund seni  
19 ewe State ren fiscal year epwe mwuchunó September 30, 2026, fáán asengessin  
20 omwokutun ewe Public Auditor non Mwuun Chuuk State. Ewe Kepina epwe wiisen  
21 allottee won ekei mwoni. Ekei mwoni epwe iei usun neuneuin:

22	<b>PUBLIC AUDITOR</b>	<b>COMPACT</b>	<b>LOCAL</b>	<b>TOTAL</b>
23	1. Personnel	-0-	112,817	112,817
24	2. Travel	-0-	34,690	34,690
25	3. All Others			
26	i. Contr. Services	-0-	-0-	-0-
27	ii. OCE	-0-	30,700	30,700
28	iii. Fixed Assets	-0-	35,000	35,000
29	<b>Sub-Total</b>	<b>-0-</b>	<b>213,207</b>	<b>213,207”</b>

30 **Tetten 6. Ekésiwin.** Tetten 8 non CSL No. 18-25-06 iei a ekésiwin an epwene iei usun  
31 ititin:

1                   **“Tetten 8. Mwonien Omwokutun Ekewe Ekóch Programs/Grants.** Ewe  
 2 ukukun \$3,732,962.69, ika fete ukukun epwe tongeni naaf, iei a kawor seni ewe  
 3 General Fund seni ewe State ren ewe fiscal year epwe mwuchunó September 30, 2026  
 4 fáán asengesi omwokutun ewe Ekewe Ekóch State Programs. Ewe Kepina epwe  
 5 wiisen allottee won ekei mwoni. Neuneunón ekei mwoni non kisintetten “U” repwe  
 6 chek fiti ngeni met ukukun mwoni mi deposit epwe eto seni ewe Putain Administrative  
 7 Services. Ekei mwoni epwe iei usun neuneuin:

8	<b>ACTIVITIES</b>	<b>COMPACT</b>	<b>LOCAL</b>	<b>TOTAL</b>
9	<b>A. Municipal Operation</b>			
10	1. Personnel	-0-	-0-	-0-
11	2. Travel	-0-	-0-	-0-
12	3. All Others			
13	i. Contr. Services	-0-	-0-	-0-
14	ii. OCE	-0-	1,441,346	1,441,346
15	iii. Fixed Assets	-0-	-0-	-0-
16	<b>Sub-Total</b>	<b>-0-</b>	<b>1,441,346</b>	<b>1,441,346</b>
17	<b>B. Non Public School</b>			
18	1. Personnel	-0-	-0-	-0-
19	2. Travel	-0-	-0-	-0-
20	3. All Others			
21	i. Contr. Services	-0-	-0-	-0-
22	ii. OCE	-0-	-0-	-0-
23	iii. Fixed Assets	-0-	-0-	-0-
24	<b>Sub-Total</b>	<b>-0-</b>	<b>-0-</b>	<b>-0-</b>
25	<b>C. Rural Development</b>			
26	1. Personnel	-0-	19,820	19,820
27	2. Travel	-0-	-0-	-0-
28	3. All Others			
29	i. Contr. Services	-0-	-0-	-0-
30	ii. OCE	-0-	2,500	2,500
31	iii. Fixed Assets	-0-	-0-	-0-

1	<i>Sub-Total</i>	-0-	22,320	22,320
2	<b>D. DAS Oversight</b>			
3	1. Personnel	-0-	-0-	-0-
4	2. Travel	-0-	-0-	-0-
5	3. All Others			
6	i. Contr. Services	-0-	-0-	-0-
7	ii. OCE	-0-	-0-	-0-
8	iii. Fixed Assets	-0-	-0-	-0-
9	<i>Sub-Total</i>	-0-	-0-	-0-
10	<b>E. SEPDIC</b>			
11	1. Personnel	-0-	43,650	43,650
12	2. Travel	-0-	4,000	4,000
13	3. All Others			
14	i. Contr. Services	-0-	6,300	6,300
15	ii. OCE	-0-	11,000	11,000
16	iii. Fixed Assets	-0-	-0-	-0-
17	<i>Sub-Total</i>	-0-	64,950	64,950
18	<b>F. CSBDC (Small Business)</b>			
19	1. Personnel	-0-	50,622	50,622
20	2. Travel	-0-	-0-	-0-
21	3. All Others			
22	i. Contr. Services	-0-	-0-	-0-
23	ii. OCE	-0-	14,400	14,400
24	iii. Fixed Assets	-0-	-0-	-0-
25	<i>Sub-Total</i>	-0-	65,022	65,022
26	<b>G. C&amp;I: Tourism Sites Improvement and Preservation Effort of 2023</b>			
27	1. Personnel	-0-	-0-	-0-
28	2. Travel	-0-	-0-	-0-
29	3. All Others			
30	i. Contr. Services	-0-	-0-	-0-
31	ii. OCE	-0-	-0-	-0-

1	iii. Fixed Assets	-0-	-0-	-0-
2	<b>Sub-Total</b>	<b>-0-</b>	<b>-0-</b>	<b>-0-</b>
3	<b>H. Chuuk House</b>			
4	1. Personnel	-0-	79,515	79,515
5	2. Travel	-0-	-0-	-0-
6	3. All Others			
7	i. Contr. Services	-0-	23,000	23,000
8	ii. OCE	-0-	70,400	70,400
9	iii. Fixed Assets	-0-	-0-	-0-
10	<b>Sub-Total</b>	<b>-0-</b>	<b>172,915</b>	<b>172,915</b>
11	<b>I. Public Infra Grant</b>			
12	1. Personnel	-0-	-0-	-0-
13	2. Travel	-0-	-0-	-0-
14	3. All Others			
15	i. Contr. Services	-0-	-0-	-0-
16	ii. OCE	-0-	-0-	-0-
17	iii. Fixed Assets	-0-	-0-	-0-
18	<b>Sub-Total</b>	<b>-0-</b>	<b>-0-</b>	<b>-0-</b>
19	<b>J. Overseas Development Assistance</b>			
20	1. Personnel	-0-	46,315	46,315
21	2. Travel	-0-	-0-	-0-
22	3. All Others			
23	i. Contr. Services	-0-	-0-	-0-
24	ii. OCE	-0-	4,500	4,500
25	iii. Fixed Assets	-0-	-0-	-0-
26	<b>Sub-Total</b>	<b>-0-</b>	<b>50,815</b>	<b>50,815</b>
27	<b>K. MLSC</b>			
28	1. Personnel	-0-	45,000	45,000
29	2. Travel	-0-	-0-	-0-
30	3. All Others			
31	i. Contr. Services	-0-	-0-	-0-

1	ii. OCE	-0-	25,000	25,000
2	iii. Fixed Assets	-0-	-0-	-0-
3	<b>Sub-Total</b>	<b>-0-</b>	<b>70,000</b>	<b>70,000</b>
4	<b>L. Chuuk State Disaster and Emergency Operation Center</b>			
5	1. Personnel	-0-	54,438	54,438
6	2. Travel	-0-	3,000	3,000
7	3. All Others			
8	i. Contr. Services	-0-	79,281	79,281
9	ii. OCE	-0-	18,700	18,700
10	iii. Fixed Assets	-0-	-0-	-0-
11	<b>Sub-Total</b>	<b>-0-</b>	<b>155,419</b>	<b>155,419</b>
12	<b>M. Budget Office Certified Public Accountant Project</b>			
13	1. Personnel	-0-	-0-	-0-
14	2. Travel	-0-	-0-	-0-
15	3. All Others			
16	i. Contr. Services	-0-	-0-	-0-
17	ii. OCE	-0-	-0-	-0-
18	iii. Fixed Assets	-0-	-0-	-0-
19	<b>Sub-Total</b>	<b>-0-</b>	<b>-0-</b>	<b>-0-</b>
20	<b>N. IMF</b>			
21	1. Personnel	-0-	-0-	-0-
22	2. Travel	-0-	-0-	-0-
23	3. All Others			
24	i. Contr. Services	-0-	-0-	-0-
25	ii. OCE	-0-	-0-	-0-
26	iii. Fixed Assets	-0-	-0-	-0-
27	<b>Sub-Total</b>	<b>-0-</b>	<b>-0-</b>	<b>-0-</b>
28	<b>O. CPUC – Street Lights</b>			
29	1. Personnel	-0-	-0-	-0-
30	2. Travel	-0-	-0-	-0-
31	3. All Others			

1	i. Contr. Services	-0-	-0-	-0-
2	ii. OCE	-0-	54,316	54,316
3	iii. Fixed Assets	-0-	-0-	-0-
4	<b>Sub-Total</b>	<b>-0-</b>	<b>54,316</b>	<b>54,316</b>
5	<b>P. NetCare Premium Arrears (Group Life Insurance)</b>			
6	1. Personnel	-0-	48,340.17	48,340.17
7	2. Travel	-0-	-0-	-0-
8	3. All Others			
9	i. Contr. Services	-0-	-0-	-0-
10	ii. OCE	-0-	-0-	-0-
11	iii. Fixed Assets	-0-	-0-	-0-
12	<b>Sub-Total</b>	<b>-0-</b>	<b>48,340.17</b>	<b>48,340.17</b>
13	<b>Q. Onoun &amp; Fonoton Projects (China Grants)</b>			
14	1. Personnel	-0-	-0-	-0-
15	2. Travel	-0-	-0-	-0-
16	3. All Others			
17	i. Contr. Services	-0-	465,900	465,900
18	ii. OCE	-0-	-0-	-0-
19	iii. Fixed Assets	-0-	-0-	-0-
20	<b>Sub-Total</b>	<b>-0-</b>	<b>465,900</b>	<b>465,900</b>
21	<b>R. EU PAC WastePlus Programme (EPA Project)</b>			
22	1. Personnel	-0-	-0-	-0-
23	2. Travel	-0-	-0-	-0-
24	3. All Others			
25	i. Contr. Services	-0-	-0-	-0-
26	ii. OCE	-0-	72,360.52	72,360.52
27	iii. Fixed Assets	-0-	-0-	-0-
28	<b>Sub-Total</b>	<b>-0-</b>	<b>72,360.52</b>	<b>72,360.52</b>
29	<b>S. Oil Spill Recovery &amp; Restoration (Japan Grant)</b>			
30	1. Personnel	-0-	-0-	-0-
31	2. Travel	-0-	-0-	-0-

1	3. All Others			
2	i. Contr. Services	-0-	381,285	381,285
3	ii. OCE	-0-	208,391	208,391
4	iii. Fixed Assets	-0-	76,983	76,983
5	<b>Sub-Total</b>	<b>-0-</b>	<b>666,659</b>	<b>666,659</b>
6	<b>T. Single Audit TAP Funding – Chuuk State</b>			
7	1. Personnel	-0-	-0-	-0-
8	2. Travel	-0-	-0-	-0-
9	3. All Others			
10	i. Contr. Services	214,800	-0-	214,800
11	ii. OCE	35,200	-0-	35,200
12	iii. Fixed Assets	-0-	-0-	-0-
13	<b>Sub-Total</b>	<b>250,000</b>	<b>-0-</b>	<b>250,000</b>
14	<b>U. Goodwill Games</b>			
15	1. Personnel	-0-	-0-	-0-
16	2. Travel	-0-	-0-	-0-
17	3. All Others			
18	i. Contr. Services	-0-	75,400	75,400
19	ii. OCE	-0-	57,200	57,200
20	iii. Fixed Assets	-0-	-0-	-0-
21	<b>Sub-Total</b>	<b>-0-</b>	<b>132,600</b>	<b>132,600</b>
22	<b>TOTAL</b>	<b>250,000</b>	<b>3,482,962.69</b>	<b>3,732,962.69”</b>

23 **Tetten 7. Ekesiwin.** Tetten 8A non CSL No. 18-25-06 an a piin ekesiwin me ren CSL  
 24 No. 18-26-09 iei a ekesiwin an epwene iei usun ititin:

25 “**Tetten 8A. Mwonien Omwokutun Ekewe Federal Programs/Grants.** Ewe  
 26 ukkukun \$1,474,404 ika fite ukkukun epwe tongeni naaf, iei a kawor seni ewe General  
 27 Fund seni ewe State ren fiscal year epwe mwuchunó September 30, 2026, ika mi kawor  
 28 seni Program/Grant fan asengesin mwonien omwokutun ekewe Federal  
 29 Programs/Grants. Ewe Kepina epwe wiisen allottee won ekkei mwoni. Ekkei mwoni  
 30 epwe iei usun nounouin:

31	ACTIVITIES	COMPACT	LOCAL	TOTAL
----	------------	---------	-------	-------

1	<b>A. FY 24 Personal Responsibility Education Program</b>			
2	1. Personnel	32,625	-0-	32,625
3	2. Travel	-0-	-0-	-0-
4	3. All Others			
5	i. Contr. Services	-0-	-0-	-0-
6	ii. OCE	-0-	-0-	-0-
7	iii. Fixed Assets	-0-	-0-	-0-
8	<b>Sub-total</b>	<b>32,625</b>	<b>-0-</b>	<b>32,625</b>
9	<b>B. FY 25 NCD Program</b>			
10	1. Personnel	33,850	-0-	33,850
11	2. Travel	-0-	-0-	-0-
12	3. All Others			
13	i. Contr. Services	-0-	-0-	-0-
14	ii. OCE	-0-	-0-	-0-
15	iii. Fixed Assets	-0-	-0-	-0-
16	<b>Sub-total</b>	<b>33,850</b>	<b>-0-</b>	<b>33,850</b>
17	<b>C. FY 25 Comprehensive Cancer Control Program</b>			
18	1. Personnel	52,200	-0-	52,200
19	2. Travel	-0-	-0-	-0-
20	3. All Others			
21	i. Contr. Services	-0-	-0-	-0-
22	ii. OCE	-0-	-0-	-0-
23	iii. Fixed Assets	-0-	-0-	-0-
24	<b>Sub-total</b>	<b>52,200</b>	<b>-0-</b>	<b>52,200</b>
25	<b>D. FY 25 TB Prevention Program</b>			
26	1. Personnel	50,893	-0-	50,893
27	2. Travel	-0-	-0-	-0-
28	3. All Others			
29	i. Contr. Services	-0-	-0-	-0-
30	ii. OCE	-0-	-0-	-0-
31	iii. Fixed Assets	-0-	-0-	-0-

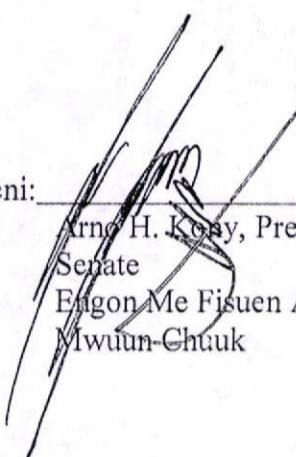
1	<i>Sub-total</i>	<i>50,893</i>	<i>-0-</i>	<i>50,893</i>
2	<b>E. FY 25 MCH Program</b>			
3	1. Personnel	67,068	-0-	67,068
4	2. Travel	-0-	-0-	-0-
5	3. All Others			
6	i. Contr. Services	-0-	-0-	-0-
7	ii. OCE	-0-	-0-	-0-
8	iii. Fixed Assets	-0-	-0-	-0-
9	<i>Sub-total</i>	<i>67,068</i>	<i>-0-</i>	<i>67,068</i>
10	<b>F. FY 25 SPECIAL EDUCATION</b>			
11	1. Personnel	514,501	-0-	514,501
12	2. Travel	124,500	-0-	124,500
13	3. All Others			
14	i. Contr. Services	24,470	-0-	24,470
15	ii. OCE	73,612	-0-	73,612
16	iii. Fixed Assets	45,000	-0-	45,000
17	<i>Sub-total</i>	<i>782,083</i>	<i>-0-</i>	<i>782,083</i>
18	<b>G. FY 26 Chuuk HIV/AIDS Prevention Program</b>			
19	1. Personnel	48,131	-0-	48,131
20	2. Travel	-0-	-0-	-0-
21	3. All Others			
22	i. Contr. Services	-0-	-0-	-0-
23	ii. OCE	-0-	-0-	-0-
24	iii. Fixed Assets	-0-	-0-	-0-
25	<i>Sub-total</i>	<i>48,131</i>	<i>-0-</i>	<i>48,131</i>
26	<b>H. FY 26 Chuuk HIV Surveillance Program</b>			
27	1. Personnel	12,090	-0-	12,090
28	2. Travel	-0-	-0-	-0-
29	3. All Others			
30	i. Contr. Services	-0-	-0-	-0-
31	ii. OCE	-0-	-0-	-0-

1	iii. Fixed Assets	-0-	-0-	-0-
2	<b>Sub-total</b>	<b>12,090</b>	<b>-0-</b>	<b>12,090</b>
3	<b>I. FY 26 Chuuk Sexually Transmitted Disease (STD)</b>			
4	1. Personnel	10,745	-0-	10,745
5	2. Travel	-0-	-0-	-0-
6	3. All Others			
7	i. Contr. Services	-0-	-0-	-0-
8	ii. OCE	-0-	-0-	-0-
9	iii. Fixed Assets	-0-	-0-	-0-
10	<b>Sub-total</b>	<b>10,745</b>	<b>-0-</b>	<b>10,745</b>
11	<b>J. Chuuk State OPIOID Response</b>			
12	1. Personnel	22,500	-0-	22,500
13	2. Travel	-0-	-0-	-0-
14	3. All Others			
15	i. Contr. Services	-0-	-0-	-0-
16	ii. OCE	-0-	-0-	-0-
17	iii. Fixed Assets	10,000	-0-	10,000
18	<b>Sub-total</b>	<b>32,500</b>	<b>-0-</b>	<b>32,500</b>
19	<b>K. FY 26 Community Mental Health Services 9CMHS) Chuuk</b>			
20	1. Personnel	19,692	-0-	19,692
21	2. Travel	-0-	-0-	-0-
22	3. All Others			
23	i. Contr. Services	-0-	-0-	-0-
24	ii. OCE	-0-	-0-	-0-
25	iii. Fixed Assets	-0-	-0-	-0-
26	<b>Sub-total</b>	<b>19,692</b>	<b>-0-</b>	<b>19,692</b>
27	<b>L. FY 26 Chuuk SAPTS</b>			
28	1. Personnel	160,426	-0-	160,426
29	2. Travel	-0-	-0-	-0-
30	3. All Others			
31	i. Contr. Services	-0-	-0-	-0-


1	ii. OCE	-0-	-0-	-0-
2	iii. Fixed Assets	-0-	-0-	-0-
3	<b>Sub-total</b>	<b>160,426</b>	<b>-0-</b>	<b>160,426</b>
4	<b>M. FY 26 Chuuk Tuberculosis Prevention Program</b>			
5	1. Personnel	84,463	-0-	84,463
6	2. Travel	-0-	-0-	-0-
7	3. All Others			
8	i. Contr. Services	-0-	-0-	-0-
9	ii. OCE	-0-	-0-	-0-
10	iii. Fixed Assets	-0-	-0-	-0-
11	<b>Sub-total</b>	<b>84,463</b>	<b>-0-</b>	<b>84,463</b>
12	<b>N. FY 25 Pediatric Mental Health Care Access (PMHCA) Chuuk</b>			
13	1. Personnel	18,400	-0-	18,400
14	2. Travel	-0-	-0-	-0-
15	3. All Others			
16	i. Contr. Services	-0-	-0-	-0-
17	ii. OCE	-0-	-0-	-0-
18	iii. Fixed Assets	-0-	-0-	-0-
19	<b>Sub-total</b>	<b>18,400</b>	<b>-0-</b>	<b>18,400</b>
20	<b>O. FY 26 Chuuk State System Development Initiatives Program (SSDI)</b>			
21	1. Personnel	7,038	-0-	7,038
22	2. Travel	-0-	-0-	-0-
23	3. All Others			
24	i. Contr. Services	-0-	-0-	-0-
25	ii. OCE	-0-	-0-	-0-
26	iii. Fixed Assets	-0-	-0-	-0-
27	<b>Sub-total</b>	<b>7,038</b>	<b>-0-</b>	<b>7,038</b>
28	<b>P. SPF-PFS Chuuk</b>			
29	1. Personnel	32,200	-0-	32,200
30	2. Travel	-0-	-0-	-0-
31	3. All Others			

1	i. Contr. Services	-0-	-0-	-0-
2	ii. OCE	-0-	-0-	-0-
3	iii. Fixed Assets	-0-	-0-	-0-
4	<b>Sub-total</b>	<b>32,200</b>	<b>-0-</b>	<b>32,200</b>
5	<b>Q. FY 24 Pediatric Mental Health Care Access (PMHCA)</b>			
6	1. Personnel	30,000	-0-	30,000
7	2. Travel	-0-	-0-	-0-
8	3. All Others			
9	i. Contr. Services	-0-	-0-	-0-
10	ii. OCE	-0-	-0-	-0-
11	iii. Fixed Assets	-0-	-0-	-0-
12	<b>Sub-total</b>	<b>30,000</b>	<b>-0-</b>	<b>30,000</b>
13	<b>TOTAL</b>	<b>1,474,404</b>	<b>-0-</b>	<b>1,474,404</b>
14	<b>GRAND TOTAL</b>	<b>1,724,404</b>	<b>16,814,195.69</b>	<b>18,538,599.69"</b>


15 **Tetten 8. Poputan Pechokkunan.** Ei Namopwung epwe poputa pochokkunan  
 16 fansoun chok a kopwunguno meren ewe Kepina, ika fansoun chok a winiti annuk won pwusin  
 17 winikapan.

Sain seni:   
 Arno H. Kony, President  
 Senate  
 Engon Me Fisuen Annepwungun  
 Mwuun-Chuuk


Annetatá seni:

  
 Musume-San Victus, Chief Clerk  
 Senate  
 Engon Me Fisuen Annepwungun  
 Mwuun Chuuk

Pwinin Maram: 03/26/2020


Sain seni:   
 Lester D. Mersai, Speaker  
 Utten Representatives  
 Engon Me Fisuen Annepwungun  
 Mwuun Chuuk

Annetatá seni:



Merida Ueda, Chief Clerk  
 Utten Representatives  
 Engon Me Fisuen Annepwungun  
 Mwuun Chuuk

Pwinin Maram: 03/26/2026

Kopwungunó seni:   
 Alexander R. Narruhn, Governor  
 Chuuk State

Pwinin Maram: 4/19/26

<b>URUWO</b>	S.B. NO. Katonong seni Ráánin Katonong Ráánin Aan Paas S.C.R. NO. H.C.R. NO. J.C.C.R. NO.	: : : : : : :	S.B. NO. 18-26;SD1;HD2;JCCD2 Floor Leader Cheche Andrel Yamamoto February 17, 2026 March 24, 2026 18-1R-3S-01 18-1R-3S-02 18-1R-3S-01(A)
--------------	---	---------------------------------	--